

HOME DEPOT® APPLIANCES

Get Memorial Day Prices thru 6/8. Up to 30% Off Major Appliances!

Menu

REPLY TO

strikeeagle1



Sergeant

Rating: 3.3/5 this site

284 posts this site

Manfrotto Ball Head-Picatinny Rail Direct Connection

11:27 PM Last edited 11:28 PM by strikeeagle1




In a recent related post the OP wanted to avoid using connecting plates between a Pig Saddle and a Manfrotto ball head ; see this thread

<http://www.scout.com/military/snipers-hide/forums/5510-s4-equipment/14752896-manfrotto-with-pig-saddle-refinements>

Here's an illustration of a simple modification to a LaRue LT666 QD picatinny adapter mount that eliminates the otherwise necessary use of a specific Manfrotto plate. Saves weight and further reduces movement in the tripod mounting system.

About \$2.00 in parts.

Fit the stainless T-nut carefully into the recess on the undersurface of the LaRue mount.







Once satisfied with the fit, secure the fitting and 5-40 screws with red loctite.



After the loctite cures, its ready for use with the 1/4-20 x M6 - 1.0 adapting connector bolt. The connector is simple to fabricate and is illustrated in the previously mentioned thread.





Rate now: ★ ★ ★ ★ ★
⬅️ 💬 ✎️ 🗑️ ☰

What do you think? {Ctrl+Enter to Submit}

QUICK REPLY

REPLY TO

NEXT

PREV.

SNIPER'S HIDE ALSO RECOMMENDS



**Sniper's Hide Bullet
Point Ep 17 Factory
Ammo**



**Sources: BU Regents
Remove Starr As
President**



**Sniper's Hide 5 Shot
Friday Ep 19**



**Sniper's Hide Bullet
Point Ep 16**



**UCLA & Under Armour:
15 Years, \$280 Million**